

VULCASEAL[®]

DC140



FAST AND HIGH PERFORMANCE CLEANER WHICH REMOVES MOSS, FUNGI AND ALL ORGANIC SOILING FROM WALLS, FLOORS AND ROOFS.

PRODUCT DESCRIPTION

Vulcaseal DC140 is a high performance cleaner which completely removes organic and microbiological soiling (greasy stains, pollution, moss, fungi etc) from all porous building materials. The material can simply be rinsed with water without using a pressure washer.

Vulcaseal DC140 contains no potassium hydroxide, sodium hydroxide, hydrochloric or phosphoric acid, quaternary ammonium, heavy metals or solvents. It does not alter the colour of the substrate.

Vulcaseal DC140 is recommended for the treatment of walls, roofs, balconies, fountains, ponds, monuments, fences, decks, garden stones and paving, boat hulls, awnings and tennis courts. It is also very efficient in cleaning lime render surfaces against pollution, moss and fungi stains.

Vulcaseal DC140 also provides extensive protection against moss and fungi. For lasting results, we recommend the use of the appropriate sealer from the Vulcaseal range.

CHARACTERISTICS

Does not damage the treated material surface, unlike other acidic or alkaline cleaning products

Non hazardous

APPLICATION

We recommend wetting porous surfaces before application.

Surfactants and foaming agents: comply with European Directives EEC 82/242 and 82/243.

For further information or technical advice call 020 8778 9000

Vulcaseal is a Trimline product ©Trimline 2011

www.trimlineinnovation.co.uk

Issue VSAS 08.11

VULCASEAL[®]

DC140

**STEP 1**

Depending on the level of soiling, use the product neat or diluted in a ration of up to 1:5 with water.

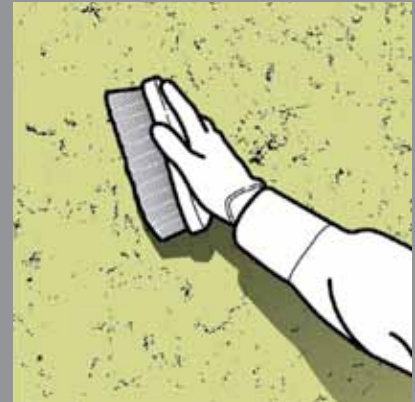
Do not forget to shake the container before application.

**STEP 2**

Apply the product with either:

- a scrubbing brush
- a spray unit


Brushing with a scrubbing brush may improve the effectiveness of the product.

**STEP 3**

Depending on the level of soiling, allow the product to act for between a few minutes to several hours.

**STEP 4**

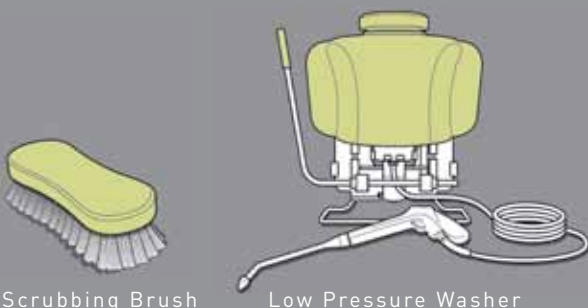
Rinse the surface treated using either a cold water high pressure washer, or for extra effectiveness, use hot water.

**STEP 5**

Use Vulcaseal DC132 diluted to 1:5 with water to restore a neutral pH to the treated surface.

**STEP 6**

Rinse once again.

TOOLS REQUIRED

Scrubbing Brush

Low Pressure Washer

COVERAGE

Coverage depends on the material's porosity. These figures are approximate and should be used as a guideline:

1 Litre = 3 to 7m².

STORAGE

Lifespan: 12 months. Keep in a cool, dry place, away from extreme cold.

Do not store in condition below 5°C.